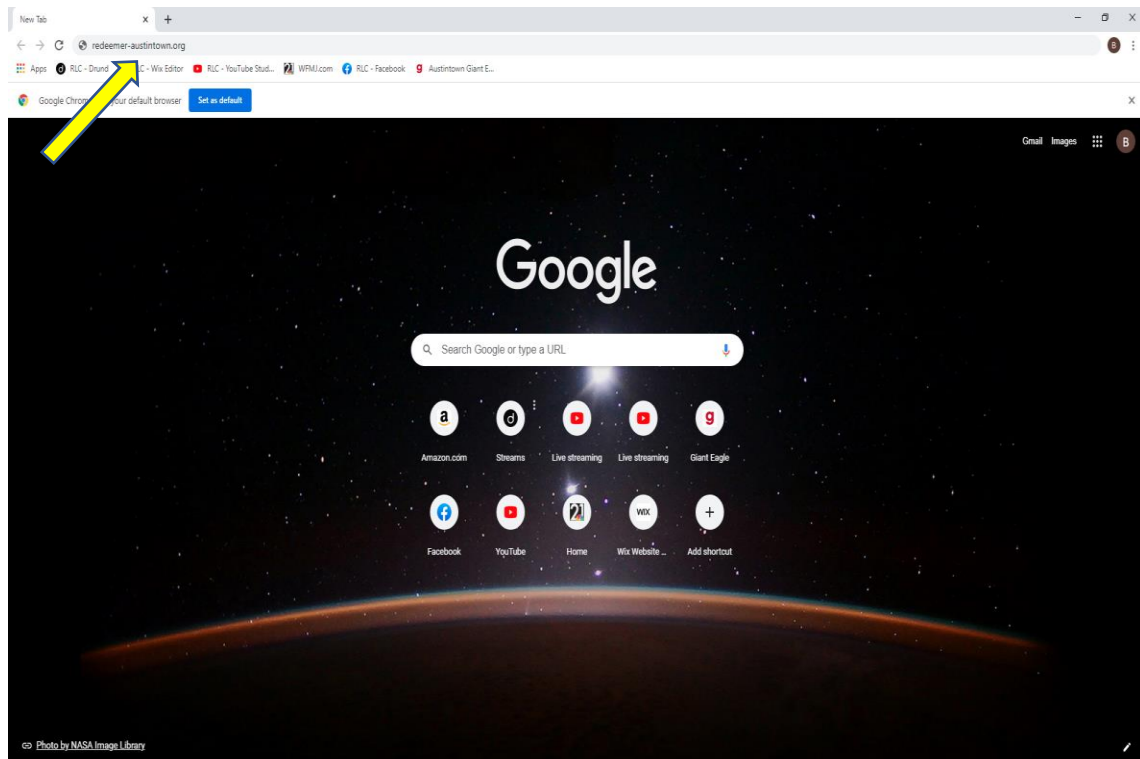
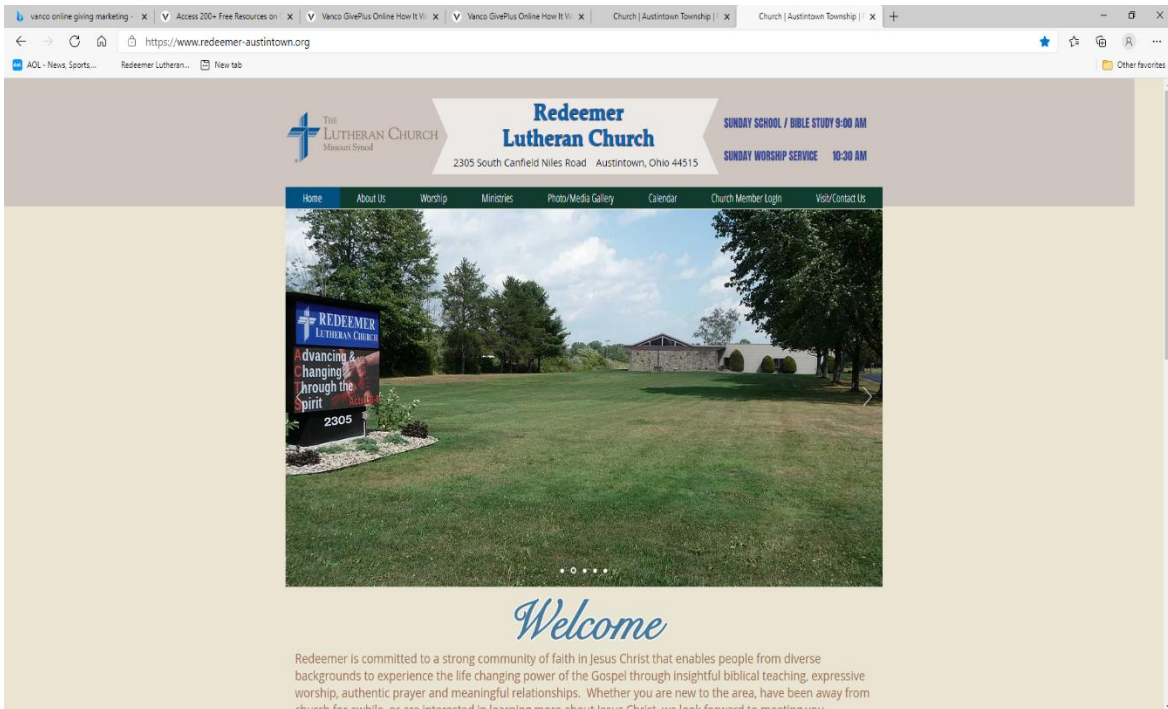


Redeemer Lutheran Church Online Giving Set-up Instructions

1. Open your internet browser and type in [Redeemer-Austintown.org](https://redeemer-austintown.org)



2. Click on **Church Member Login** (you must have a valid church member login to use GivePlus Online at this time).

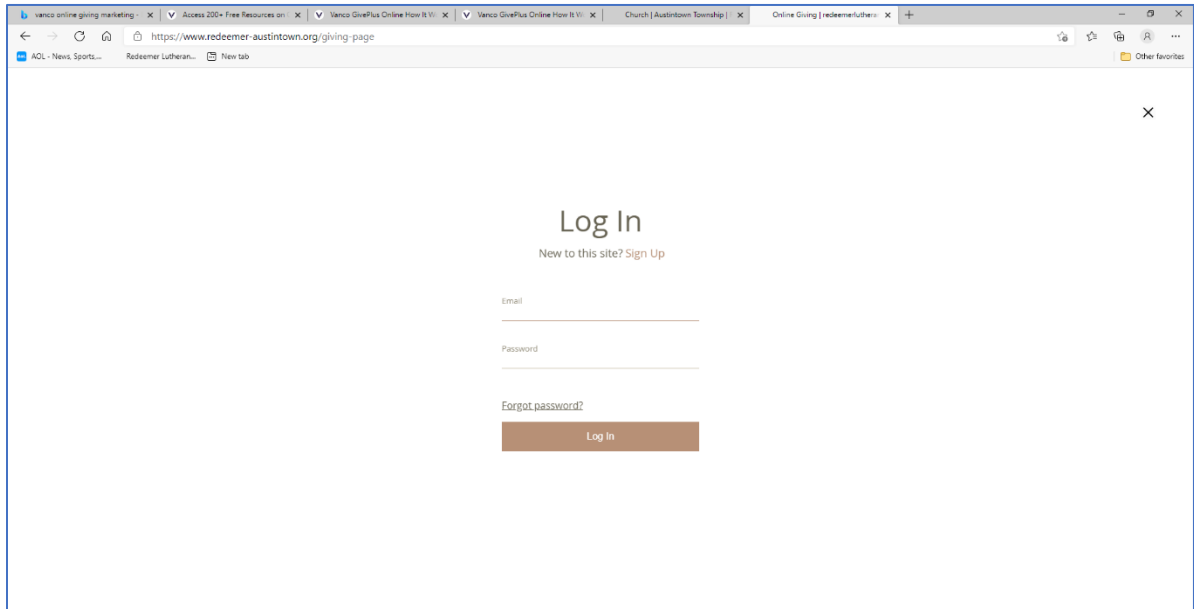


Redeemer Lutheran Church

Online Giving Set-up Instructions

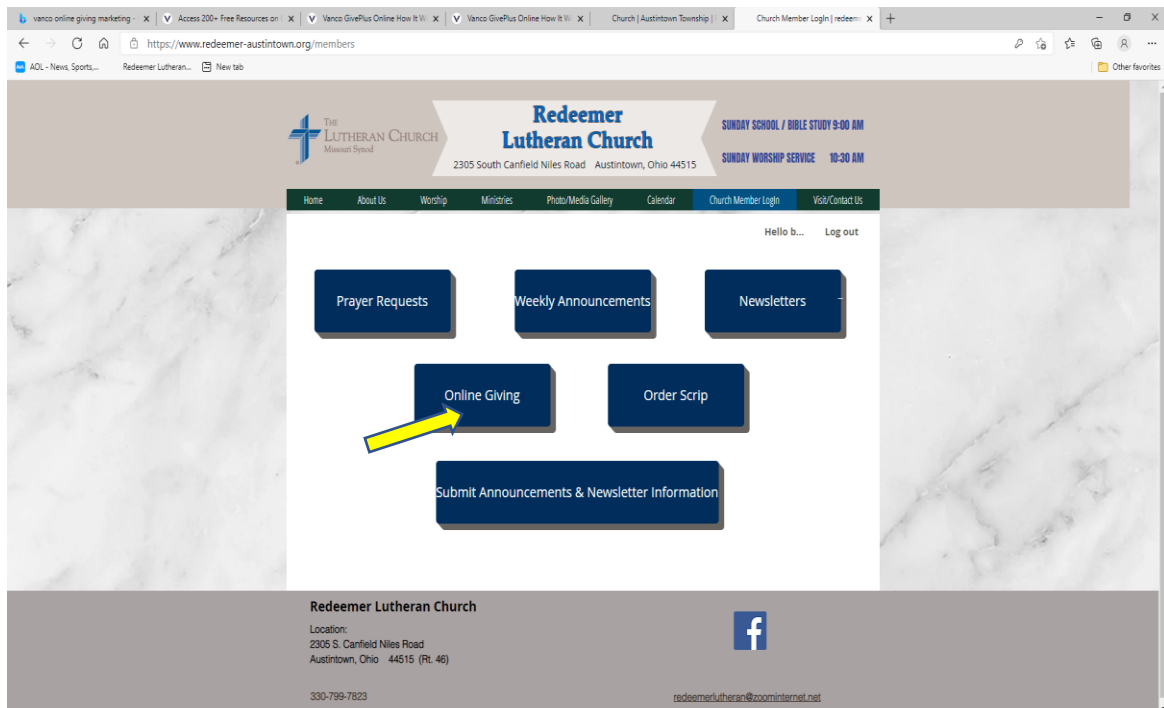
4. Enter your login information (email address and password) and click on **Enter**.

If you are a member and do not have a login id and password, click on **Sign Up** and enter the required information and you will receive confirmation email of your login and password within 48 hours.



The screenshot shows a web browser window with the URL <https://www.redeemer-austintown.org/giving-page>. The page has a clean, white background with a blue border. At the top, there's a navigation bar with several tabs. The main content area is titled "Log In" in a large, dark font. Below the title, there's a link that says "New to this site? Sign Up". There are two input fields: "Email" and "Password". Below these fields, there's a link that says "Forgot password?". At the bottom of the form, there's a blue button labeled "Log In".

5. Click on the **Online Giving** button. This will take you to the GivePlus Online



Redeemer Lutheran Church Online Giving Set-up Instructions

6. Click on Sign in/Sign.

The screenshot shows the website for Redeemer Lutheran Church. The header includes the church's name, address (2305 South Canfield Niles Road, Austintown, Ohio 44515), and service times (SUNDAY SCHOOL / BIBLE STUDY 9-10 AM, SUNDAY WORSHIP SERVICE 10-30 AM). The main navigation bar has links for Home, About Us, Worship, Ministries, Photo/Media Gallery, Calendar, Church Member Login, and Visit/Contact Us. The central content area is titled 'Vanco GivePlus Online Giving'. A yellow arrow points to the 'Sign In / Sign Up' button in the top right corner of the giving interface. Below this button is a 'Give Now' section with a 'Select Fund' dropdown, a 'One Time' radio button, an 'Amount' input field, and an 'Add Donation' button. To the right of the 'Give Now' section is a table with columns 'Fund' and 'Amount'. At the bottom right of the table, it says 'Total: \$0.00'. Below the table is a 'Next' button. On the far right, there are 'Instructions' for users. The footer of the page includes the church's name, location, and a Facebook icon.

7. Registered users can enter their email address and password and click on **Sign In**.

First-time users must click on the **Create Your GivePlus account**. It is free. From your GivePlus account, you can review your giving history, manage recurring donations, update your payment information, and start/stop your thank offerings at any time

This screenshot shows the same website as the previous one, but with the 'Sign In / Sign Up' section expanded. Two yellow arrows point to the 'Email' and 'Password' input fields. Below these fields is a 'Sign In' button and a link that says 'Forgot Your Password?'. Below the 'Sign In' section is a 'New to GivePlus?' section with a 'Create your GivePlus account' button. The 'Instructions' section on the right remains visible. The footer of the page is the same as in the previous screenshot.

Redeemer Lutheran Church

Online Giving Set-up Instructions

8. For first-time users, fill in your first and last name and a password that that contains at least 8 characters including:

- One upper case letter
- One lower case letter
- One number
- It may also include any of these special characters: @ # \$ % ^ & - + =

The screenshot shows the 'Vanco GivePlus Online Giving' setup page. The header includes the church's logo, name, and address: Redeemer Lutheran Church, 2305 South Canfield Niles Road, Austintown, Ohio 44515. The main content area is titled 'Give Now' and contains a form with the following fields: First Name, Last Name, Email, Password, and Confirm Password. A 'Submit' button is located below the form. To the right of the form, there are instructions for new users. The church's logo and contact information are at the top.

9. Select the Redeemer Fund, indicate whether it is a one-time or recurring thank offering, and the amount. If it is a recurring thank offering, indicate the date that you would like the recurring offering to start. Click on **Add Donation**. If you would like to give a thank offering to another fund, please repeat the step above. When you are finished, click on **Next** to add your bank account information.

The screenshot shows the 'Vanco GivePlus Online Giving' setup page. The header includes the church's logo, name, and address: Redeemer Lutheran Church, 2305 South Canfield Niles Road, Austintown, Ohio 44515. The main content area is titled 'Give Now' and contains a form with the following fields: Select Fund, One Time, Amount, and a table for Fund and Amount. A 'Next' button is located below the form. To the right of the form, there are instructions for new users. The church's logo and contact information are at the top.

Redeemer Lutheran Church

Online Giving Set-up Instructions

10. Add your first and last name and address as it appears on your checking or savings account.

Add the routing number and account number. This can be found at the bottom of a check or savings deposit slip.

The screenshot shows the 'Vanco GivePlus Online Giving' interface. The 'Give Now' form is the central element, with a dropdown menu set to 'Pay by Checking/Savings Account'. The form includes fields for Name, Address, City, State, Zip Code, Routing Number, and Account Number. A 'Next' button is located at the bottom right of the form. To the right of the form, there are instructions for setting up a recurring donation. The church's name, 'Redeemer Lutheran Church', and its address, '2305 S. Canfield Niles Road, Austintown, Ohio 44515', are listed at the bottom of the page. The page also features a Facebook logo and a 'Show all' link.

11. Review and submit your gift by clicking **Donate Now**.

The screenshot shows the 'Donation Summary' page. On the left, the donor's name is 'Demo Donor' and the card number is '****0026'. There is a checkbox for 'Would you like to add 2% to help offset processing fees?'. On the right, there is a table with two rows: 'General Offertory' for \$100.00 (Weekly) and 'Winter Retreat Payment' for \$250.00 (One Time). The total amount is \$350.00. At the bottom, there are 'Back' and 'Donate Now' buttons.

Fund	Amount
General Offertory	\$100.00
From 08/12/2019 To 09/29/2021	Weekly
Winter Retreat Payment	\$250.00
	One Time
Total: \$350.00	

Redeemer Lutheran Church

Online Giving Set-up Instructions

12. Click on the three bars at the top left of the screen and click on **Logout**.

